
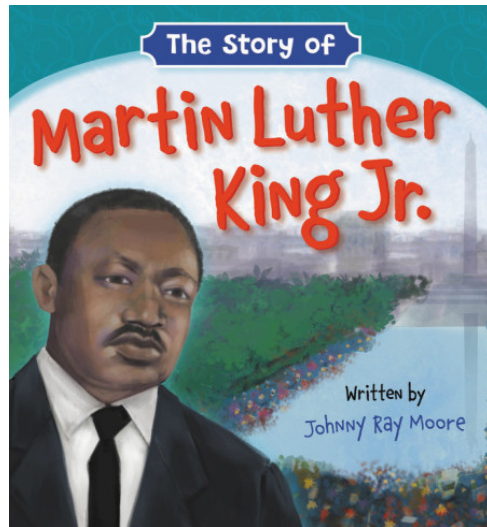




# BLACK HISTORY MONTH ACTIVITY SHEETS



Martin Luther King Jr. had a big dream. He wanted everyone to be treated equally. What do you dream? Draw a picture below!

# "I HAVE A DREAM" CHAIN

Make an "I Have a Dream" chain with your siblings or friends. Do you have more dreams? Are they big dreams like Martin's dream? Sometimes the really big dreams can only come true with lots of help from other people. When we work together, we can achieve more than if we work alone. Here's a fun craft to show how far we can get when we work with each other.

What you'll need:

- Colored construction paper
- Crayons or markers
- Glue stick or stapler
- Child-friendly scissors



# Directions:

## Step 1:

Carefully cut the different colors of paper into thick strips.

## Step 2:

Think about the big dream that Martin Luther King Jr had and then think about what your big dreams are. Ask your mom or teacher to help write out a dream on each strip of paper. Ask your friends to write out their dreams as well.

## Step 3:

Now combine your dreams. Take your first strip of paper and connect the two ends with glue or a staple to make a circle.

## Step 4:

Loop the next strip of paper—one of your friend's dreams—through your ring and connect the two ends again.

## Step 5:

Keep going until you have a long chain of dreams looped together. How long can you make it? Do you think you could have made it that long without the help of your friends?

## Step 1:



## Step 2:



## Step 3 & 4:



## Step 5:



# Practice writing the word “dream” by tracing the letters.

First, trace the capital letters.

D R E A M








Now try writing yourself!

Trace the lowercase letters.

d r e a m

Now try writing lowercase yourself!

Trace your hand and color it in. Color the other hand prints in different colors. How many colors can you use?



Read The Story of Martin Luther King Jr. together and discuss as a family.

## Discussion Questions:

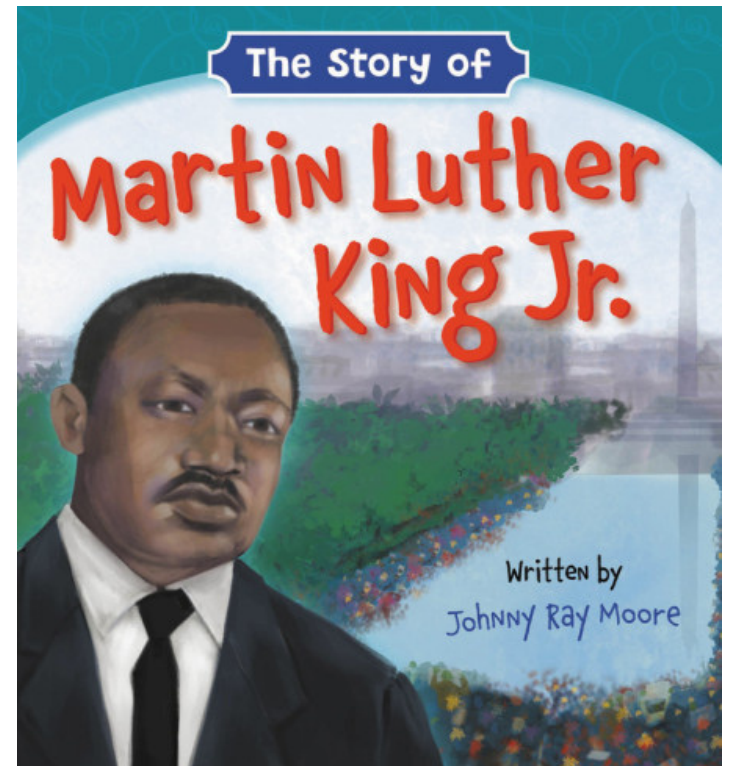
Why couldn't Martin go to the same school and restaurants as white people?

How do you think that made Martin feel?


When was the last time someone hurt your feelings?

Can you forgive that person for hurting you?

Martin dreamed that people would be treated equal, no matter the color of their skin. Do you think his dream came true?



Connect the dots in order to find the type of vehicle that Rosa Parks rode. What is it?





# CREATE A BUS FILLED WITH PEOPLE OF ALL COLORS

Rosa Parks was brave because she refused to give up her bus seat for a white person. Let's create a bus where people can sit wherever they want.

What you'll need:

- Yellow, white, and black construction paper
- Colored pencils or crayons
- A glue stick
- Child-friendly scissors



## Directions:

### Step 1:

From the black construction paper, cut out two circles.

### Step 2:

From the white construction paper, cut out 4-5 small rectangles.

### Step 3:

Using the glue stick, paste the circles to the bottom of the yellow paper to create the bus wheels.

### Step 4:

Now use the glue stick to paste the small rectangles side-by-side in a row near the top of the yellow paper to create the bus windows.

### Step 5:

Use your colored pencils or crayons to draw faces of all colors in white rectangles (the bus windows.)

### Step 6:

Hang your finished bus someplace you can easily see to remind you why Rosa Parks is so important.

## Step 1 & 2:



## Step 3 & 4:



## Step 5:



## Step 6:



Remember who Rosa Parks was by tracing these words that describe her.

Trace the letters.

Courage

COURAGE

Brave

BRAVE

Remember who Rosa Parks was by tracing these words that describe her.

Trace the letters.

Strong.

STRONG.

Proud.

PROUD.

Color this Rosa Parks Quote!

“You must never  
be fearful about  
what you are doing  
when it is right.”

– Rosa Parks

**When were you brave?** Draw a picture of something that made you scared OR how you responded with courage.

Read The Story of Rosa Parks together and discuss as a family.

### **Discussion Questions:**

How did Rosa Parks get to and from her job?

Where did Rosa have to sit on the bus?

Why did Rosa get arrested?

Why is what Rosa did important?

